

CERTIFICATE OF ANALYSIS

February 28, 2020

Customer: Genesis Life

Batch ID: BD200228T250M












Matrix: 250 mg Broad Spectrum Distillate Tincture, Coconut MCT Oil Carrier, Mint Flavor



AUTHORIZATION Frank Mulligan, Lab Director	SIGNATURE 	DATE 2/28/2020
--	--	--------------------------

Lab sample analyzed for cannabinoid profile and potency by Convergence Chromatography (CC) in accordance with the requirements of ISO/IEC 17025. These test results relate only to the article listed in this report. This report may not be reproduced except in its entirety.

CANNABINOID POTENCY RESULTS

Cannabinoid	Weight (%)	(mg/unit)
 THCA	*ND	0.00
 Δ9-THC	*ND	0.00
 Δ8-THC	*ND	0.00
 THCV	*ND	0.00
 CBD-A	*ND	0.00
 CBD	0.850%	240.99
 CBD-V	*ND	0.00
 CBN	0.002%	0.64
 CBG-A	*ND	0.00
 CBG	0.003%	1.05
 CBC	0.033%	9.90
MAX THC	0.00	0.00
MAX CBD	.850%	240.99
TOTAL ACTIVE	0.888%	252.58

Max THC (and **Max CBD**) are calculated values for total cannabinoids after heating, assuming complete decarboxylation of the acid to the neutral form. It is calculated based on the weight loss of the acid group during decarboxylation: $\text{Max THC} = (0.877 \times \text{THCA}) + \text{THC}$.

*ND = None detected above the Lowest Limits of Detection (LLD).

THIS PROVISIONAL ANALYSIS DATA IS NOT INTENDED TO REPLACE LABORATORY ANALYSIS FROM AN INDEPENDENT THIRD PARTY LABORATORY.